

1. Harry the Dog



Look! That's me, Harry. I am a beagle. I live with a very nice family in a little house in Blueberry Valley. I'm brown, black and white. I've got a big black nose, long soft ears, and brown eyes. The white tip of my tail is always up.



I get up early in the morning and go for a walk in the park. I meet my friends there. I love playing with other dogs. We run, chase and play together with a ball. I like to be with people very much. Kids love to stroke and cuddle me. I always try to lick their faces.

The family teaches me tricks. I learn very fast. I can sit, give you a paw, catch and roll over. I'm never tired so I can do it for hours. I am always happy to go for a walk or jog with my family. But I like it best when they ask me to find something. I'm very good at searching.



I hate when they wash me. I don't like to be wet. But the worst thing is to be alone. When my family goes out I feel so sad. But they always come back and bring me treats! I love my family!

RZECZOWNIKI

face – twarz

paw – łapa

tail – ogon

tip – koniuszek

treat – gratka (tu: przy-
smak dla psa)**CZASOWNIKI**

bring – przynieść

chase – gonić

cuddle – przytulać

lick – lizać

roll over – turlać się

search – szukać

stroke – głaskać

try – próbować

PRZYMIOTNIKI

alone – sam

best – najlepszy

fast – szybki

sad – smutny

tired – zmęczony

wet – mokry

worst – najgorszy

1. Dopasuj.

chase

stroke

cuddle

lick

search

lizać

szukać

gonić

przytulać

głaskać


2. Podpisz obrazki wyrażeniami z ramki.

search • roll over • go for a walk • give a paw




.....

.....



.....

.....



3. W każdym zdaniu zakreśl właściwe słowo.

1. The tip/top of his tail is always up.
2. In the morning he goes on/for a walk in the park.
3. The family learns/teaches Harry different tricks.
4. Harry is very good in/at searching.
5. When the family goes out,/off, the dog feels lonely.

4. Prawda (T) czy fałsz (F)? Zaznacz.

1. Harry lives in a house.
2. He's black and white.
3. Harry enjoys being with people.
4. Harry is always tired.
5. The dog likes to be washed.

<input checked="" type="radio"/> T	<input type="radio"/> F
<input type="radio"/> T	<input type="radio"/> F
<input type="radio"/> T	<input type="radio"/> F
<input type="radio"/> T	<input type="radio"/> F
<input type="radio"/> T	<input type="radio"/> F



5. Dokończ zdania.

1. Harry is a
2. He likes
3. He doesn't like

6. Podpisz części ciała psa wyrażeniami z I rozdziału.


1. b n

2. b e

3. s e

4. t

5. p



7. Uzupełnij zdania wyrazami z ramki. Uwaga! Dwa słowa nie pasują do żadnego zdania.

lick • stroke • play • bring • hates • meets • teach • cuddles

1. Harry his friends in the park.
2. Dogs often with a ball.
3. Don't be afraid! You can my dog.
4. Do you your dog any tricks?
5. My friends always my pets some treats.
6. Harry being washed.